

Documento 2. Materias de Bachillerato

Informe de resultados de la evaluación final de los alumnos de Bachillerato

Año Académico: **2014-15** DAT: **SUR** Zona: **LEGANÉS** Dto: -
Municipio: **LEGANÉS** Tipo Centro: **CPR INF-PRI-SEC** Código: **28032985**
Nombre: **LEGAMAR** Titularidad: **PRIVADO** Tfno: **916933812**

	Centro privado	Centros privados en la zona	Centros totales en la zona	Centros privados en la DAT	Centros totales en la DAT	Centros privados en la Comunidad	Centros totales en la Comunidad
1º L.O.E. CIENCIAS Y TECNOLOGÍA							
C Ciencias M.C.	28 100.0%	52 100.0%	521 94.6%	1.064 99.2%	4.275 95.5%	9.529 98.8%	20.925 96.3%
C Educación física	28 100.0%	52 100.0%	520 96.0%	1.064 99.4%	4.273 96.3%	9.530 99.3%	20.925 97.2%
C Filosofía v C.	28 89.3%	52 90.4%	533 86.5%	1.064 95.7%	4.338 87.2%	9.530 96.5%	21.191 90.2%
C L. Cast. v lit. I	28 92.9%	52 96.2%	535 83.7%	1.064 93.9%	4.389 84.1%	9.516 94.6%	21.319 87.6%
C L.E.I Inalés	28 100.0%	52 96.2%	545 83.7%	1.050 94.5%	4.305 82.4%	9.475 94.5%	20.766 87.1%
M Biología v aeología	13 100.0%	38 94.7%	333 86.5%	696 95.4%	2.688 87.0%	5.491 94.3%	12.619 88.7%
M Dibuio técnico I	15 93.3%	15 93.3%	140 81.4%	373 92.0%	1.363 85.6%	3.977 92.7%	7.316 88.5%
M Física v O.	28 71.4%	53 81.1%	568 76.4%	1.064 89.0%	4.631 74.7%	9.468 88.8%	22.068 79.2%
M Matemáticas I	28 89.3%	53 92.5%	572 73.3%	1.049 89.6%	4.676 73.2%	9.438 89.3%	22.256 78.3%
O Amp.lenqua ext. I	28 100.0%	39 100.0%	203 96.1%	365 99.7%	1.410 95.6%	2.424 99.0%	5.722 96.5%
1º L.O.E. HUMANIDADES Y C. SOCIALES							
C Ciencias M.C.	13 100.0%	37 100.0%	538 84.9%	854 96.3%	4.801 87.4%	8.139 96.6%	20.983 90.3%
C Educación física	13 100.0%	37 100.0%	536 89.9%	854 98.1%	4.790 90.3%	8.141 98.2%	20.950 92.9%
C Filosofía v C.	13 61.5%	37 67.6%	570 70.7%	854 87.6%	4.964 75.4%	8.143 91.3%	21.671 79.7%
C L. Cast. v lit. I	13 92.3%	37 91.9%	583 68.4%	854 83.8%	5.167 66.8%	8.138 86.9%	22.160 74.4%
C L.E.I Inalés	13 76.9%	37 81.1%	613 56.8%	854 83.3%	5.363 63.8%	8.075 85.2%	22.400 71.1%
M Economía	13 100.0%	39 97.4%	411 78.6%	780 89.9%	3.763 79.3%	7.487 92.0%	17.431 82.9%
M Historia del M.C.	13 100.0%	39 94.9%	566 71.7%	812 90.4%	5.026 73.9%	8.034 91.8%	21.633 79.8%
M Latin I	4 100.0%	4 100.0%	151 76.8%	185 84.3%	1.446 74.2%	1.227 85.7%	5.187 75.0%
M Mat. CC SS I	9 77.8%	35 82.9%	436 66.1%	727 81.6%	3.997 62.9%	7.171 83.1%	18.153 68.7%
O Amp.lenqua ext. I	1 100.0%	12 100.0%	225 85.3%	329 96.7%	1.892 87.2%	2.507 97.2%	7.189 91.2%
O Hª música	4 100.0%	4 100.0%	34 100.0%	14 100.0%	139 92.1%	118 94.9%	634 88.5%
O Latin I	8 100.0%	21 100.0%	21 100.0%	73 89.0%	73 89.0%	397 94.2%	427 93.2%
2º L.O.E. CIENCIAS Y TECNOLOGÍA							
C H. España	20 100.0%	45 97.8%	439 82.0%	946 95.9%	3.722 84.5%	9.144 95.9%	19.159 89.2%
C H. Filosofía	20 100.0%	45 97.8%	397 89.2%	946 96.4%	3.642 86.6%	9.132 96.2%	19.002 90.3%
C L. Cast. v lit. II	20 100.0%	45 95.6%	423 88.9%	949 96.8%	3.661 87.0%	9.146 96.3%	19.073 90.5%
C L.E.I Inalés	20 100.0%	45 100.0%	401 89.5%	946 97.4%	3.580 90.3%	9.058 97.5%	18.427 93.0%
M Biología	14 100.0%	24 100.0%	232 83.2%	487 93.8%	2.088 82.6%	4.485 95.5%	10.113 88.3%
M Dibuio técnico II	6 100.0%	6 100.0%	65 83.1%	268 96.6%	860 87.8%	3.190 95.9%	5.500 91.9%
M Matemáticas II	20 100.0%	45 97.8%	290 79.3%	902 95.5%	3.114 81.0%	7.998 94.0%	15.802 86.3%
M Química	20 100.0%	45 95.6%	331 81.3%	642 95.5%	2.593 80.1%	6.038 94.7%	12.940 85.9%
O Amp.lenqua ext. II	4 100.0%	4 100.0%	79 97.5%	81 100.0%	392 98.2%	858 99.8%	2.137 98.5%
O Ciencias T.v M.	5 100.0%	5 100.0%	51 94.1%	116 98.3%	527 92.2%	1.301 96.8%	2.497 94.4%
O Física	11 100.0%	20 100.0%	48 79.2%	219 96.3%	421 89.3%	1.270 94.3%	1.917 90.4%
2º L.O.E. HUMANIDADES Y C. SOCIALES							
C H. España	20 100.0%	37 86.5%	421 78.9%	817 90.6%	4.055 77.2%	7.770 92.6%	18.471 81.9%
C H. Filosofía	20 100.0%	37 97.3%	402 82.1%	818 91.6%	3.994 78.2%	7.739 93.8%	18.328 83.4%
C L. Cast. v lit. II	20 100.0%	37 94.6%	413 85.5%	827 91.7%	3.959 78.5%	7.780 93.4%	18.339 83.0%
C L.E.I Inalés	20 100.0%	37 97.3%	415 83.1%	817 92.2%	3.926 79.9%	7.643 94.7%	17.853 85.2%
M Economía E.	20 100.0%	37 97.3%	285 86.0%	728 93.0%	2.821 83.6%	6.688 94.1%	13.833 86.0%
M Geografía	20 100.0%	37 86.5%	257 84.4%	697 92.5%	2.924 80.5%	6.537 94.0%	14.009 85.7%
M Latin II	3 100.0%	3 100.0%	122 86.1%	99 90.9%	998 83.1%	909 94.3%	3.717 84.9%
M Mat. CC SS II	17 100.0%	34 91.2%	271 80.1%	621 90.8%	2.620 77.7%	6.142 93.4%	12.600 83.5%
O Amp.lenqua ext. II	6 100.0%	6 100.0%	73 97.3%	192 95.8%	629 96.7%	1.347 98.2%	2.878 97.0%
O Ciencias T.v M.	5 100.0%	5 100.0%	5 100.0%	13 100.0%	14 92.9%	221 98.6%	248 97.6%
O Historia del arte	9 100.0%	24 83.3%	38 86.8%	131 90.1%	231 81.8%	1.565 92.7%	1.873 89.1%

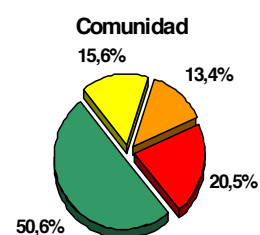
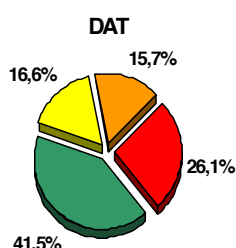
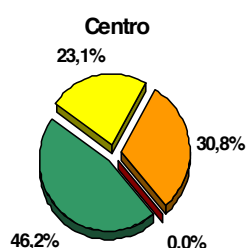
Nota: Los valores de la columnas representan los alumnos totales en cada materia, incluidos los pendientes, y el % de aprobados.

Documento 3. Gráficos por Modalidades. Curso 1º

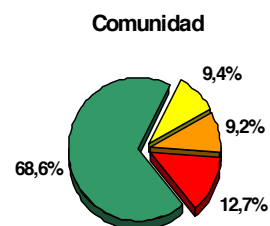
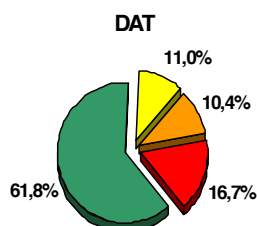
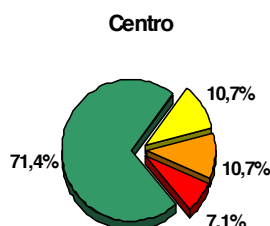
Informe de resultados de la evaluación final de los alumnos de Bachillerato

Año Académico: 2014-15	DAT: SUR	Zona: LEGANÉS	Dto: -
Municipio: LEGANÉS		Tipo Centro: CPR INF-PRI-SEC	Código: 28032985
Nombre: LEGAMAR		Titularidad: PRIVADO	Tfno: 916933812

Curso 1º Humanidades y C. Sociales

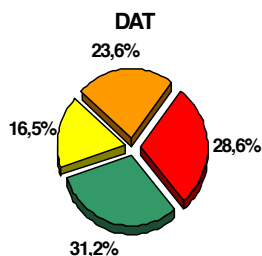


Curso 1º Ciencias y Tecnología



Curso 1º Artes

Centro



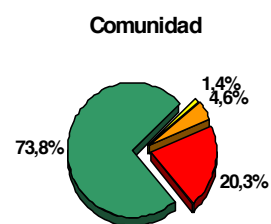
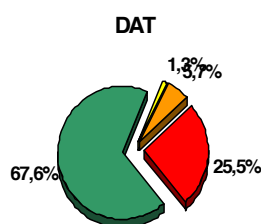
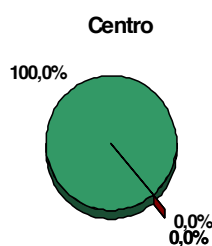
Nota: ■ Aprueban todo ■ 1 mat. susp. ■ 2 mat. susp. ■ >=3 mat. susp.

Documento 4. Gráficos por Modalidades. Curso 2º

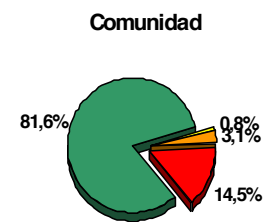
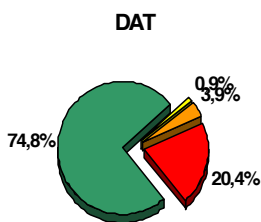
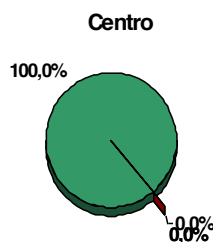
Informe de resultados de la evaluación final de los alumnos de Bachillerato

Año Académico: 2014-15 DAT: SUR Zona: LEGANÉS Dto: -
 Municipio: LEGANÉS Tipo Centro: CPR INF-PRI-SEC Código: 28032985
 Nombre: LEGAMAR Titularidad: PRIVADO Tfno: 916933812

Curso 2º Humanidades y C. Sociales

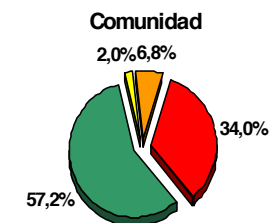
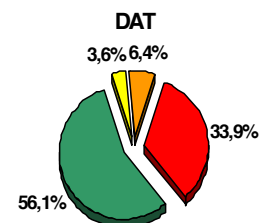


Curso 2º Ciencias y Tecnología



Curso 2º Artes

Centro



Nota: ■ Aprueban todo ■ 1 mat. susp. ■ 2 mat. susp. ■ >=3 mat. susp.